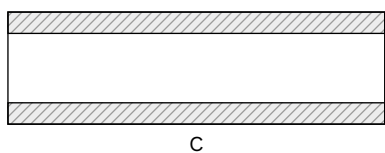
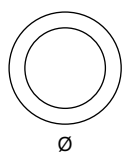


RETTIFICA /GRINDING

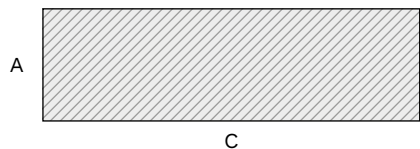
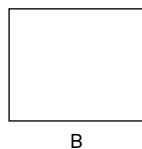
MACCHINA MACHINE TYPE	MODELLO MODEL	CNC - VISUALIZZATORE CNC - VIEWER	CORSE (X - Y - Z) TRAVELS (X - Y - Z)	TAVOLE GIREVOLE ROTARY TABLES
RETTIFICA /GRINDING	ROSA - SILVER 20.8	***	2000 x 750 x 620	***
	ROSA - GOLD	ECS 2400 D	4600 x 1050 x 800	***
	ROSA PLATINUM U 6012	SIEMENS 840 D	6000 x 1380 x 750	***
	TACCHELLA UM 1518	***	Ø 355 x 1500	***
	FERMAT BHCR 63	SIEMENS 840 D SL	Ø 630 x 4000	***

Rettificata in tondo/Cylindrical grinding



Øi min	mm	6
Øe max	mm	480
C max	mm	3.000

Rettificata in piano/Surface grinding



A min	mm	0,5
A max	mm	800
B max	mm	0,5
B max	mm	1.050
C max	mm	6.000